

Recognition

Letter



Discussion

Alphabet for 3 - 5 years

Alphabet

For 3 to 5 year olds

Teacher's notes

Welcome to the Dogs Trust Alphabet resource for pre-schoolers. The dog themed alphabet has been specifically designed with clear, printed, lower case text to develop children's pre-reading letter recognition. Each letter is presented on its own as well as in the context of a word written underneath for children to trace.

This resource has been designed to prompt discussion and support pre-reading and early writing skills.

We have provided below some ideas of how you could use the Alphabet resource in your playgroup or nursery setting.

The resource can be downloaded then printed as individual letter cards or with up to four letters per sheet. You could ask children to carefully colour the line drawn pictures, then display your alphabet as a frieze along the classroom wall, or for them to take home as a new letter each week to create their own Alphabet wall.

Ideas to support letter recognition

1. Encourage the child to talk about the pictures.
2. Point to the letter at the top of the sheet and say the letter name.
3. Ask the child to find the same letter in the word below the picture.
4. Cover the picture clues and ask the child to name the letter.
5. If the each letter is printed individually on an A4 sheet, ask the child to draw or stick other pictures of things that begin with the same letter around the edge.
6. Ask the child to order the alphabet letters as they sing the alphabet.
7. Cut out the alphabet sheets and ask each child to match letters, pictures and words.
8. Read each letter and its corresponding word together.


Ready to write

1. Use the words to develop pupil's fine motor skills and pencil grip.
2. Task pupils to trace each letter shape, being careful to start on the dark spot.
3. Say each letter name as they draw to reinforce recognition.
4. As their confidence grows ask them to make patterns using the letter shape around the picture.

Speaking and listening

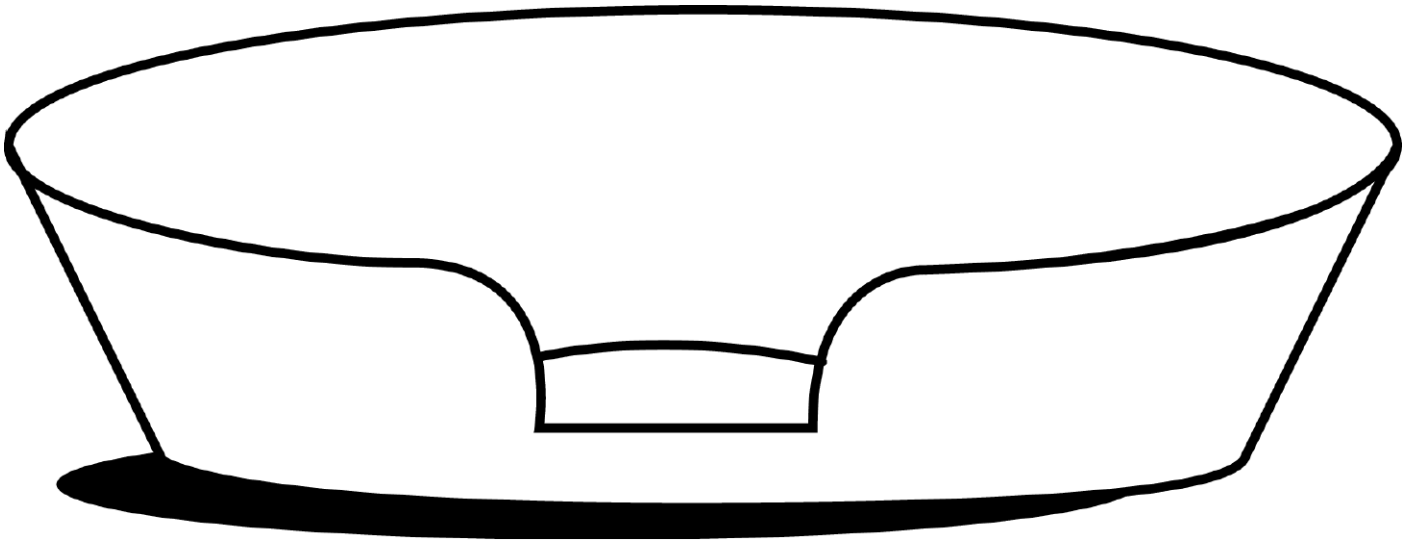
1. Use the dog themed pictures to talk about a dog's needs.
2. Encourage children to participate in conversation about a pet they have or would like to have.
3. Say each letter name and ask children to point to or hold up the corresponding letter.
4. Use the Alphabet resource to complement the Paws to Learn activities (also available to download from www.learnwithdogs.co.uk).

a




animals

b




b e d

C




collar

d




dog

e



e x e r c i s e

f



f o o d

g




groom

h



home

i




i d t a g

j



jump

k




kennel

I




i love

m





microchip

n




neuter




owner

p



p o o p s c o o p


q



quiet time

r

Dogs Trust Rehoming Centre



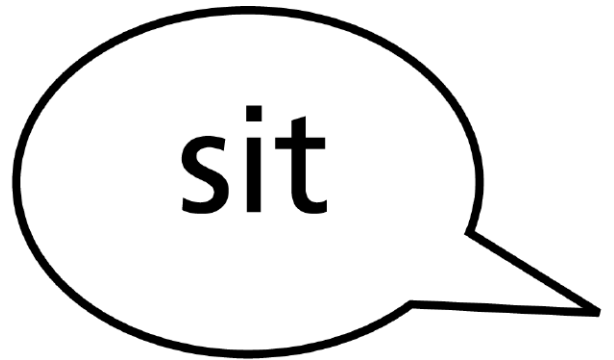

rehoming

S




s h a m p o o

t




t
training

U




understanding

V




v e t

W




walk

X



rex

y



yearly health
checks

Z



zippy