



CORRUPTION PERCEPTIONS INDEX 2012.



TRANSPARENCY INTERNATIONAL
the global coalition against corruption



Transparency International is the global civil society organisation leading the fight against corruption. Through more than 90 chapters worldwide and an international secretariat in Berlin, we raise awareness of the damaging effects of corruption and work with partners in government, business and civil society to develop and implement effective measures to tackle it.

CORRUPTION PERCEPTIONS INDEX 2012

Corruption can happen anywhere. When politicians put their own interests above those of the public. When officials demand money and favours from citizens for services that should be free. Corruption is not just an envelope filled with money though – these people make decisions that affect our lives.

We know corruption is a problem around the world. But how bad is it and what can be done? The *Corruption Perceptions Index* measures the perceived levels of public sector corruption in countries worldwide. Based on expert opinion, countries are scored from 0 (highly corrupt) to 100 (very clean). Some countries score well, but no country scores a perfect 100. Two-thirds of the 176 countries ranked in the 2012 index score below 50, showing that public institutions need to be more transparent, and powerful officials more accountable.

“We must ensure that there are real consequences to corruption. ‘No to impunity’ cannot just be a slogan – it must be carried out with all our combined strength and inspire citizens to speak up and to no longer tolerate corruption.”

Huguette Labelle, Chair, Transparency International

The *Corruption Perceptions Index* forces governments around the world to take notice of corruption – their country’s score reflects on them. But recognising the problem is only the first step towards a solution. That is why we help citizens to demand accountability from their leaders. And we show governments what they can do to tackle corruption. Together, we can make corruption a thing of the past.

www.transparency.org

ISBN: 978-3-943497-29-8

© 2012 Transparency International. All rights reserved.

Printed on 100% recycled paper.

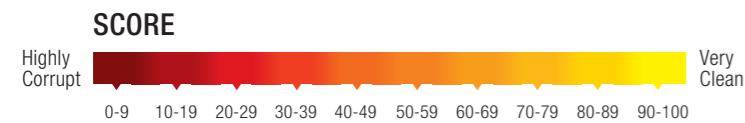
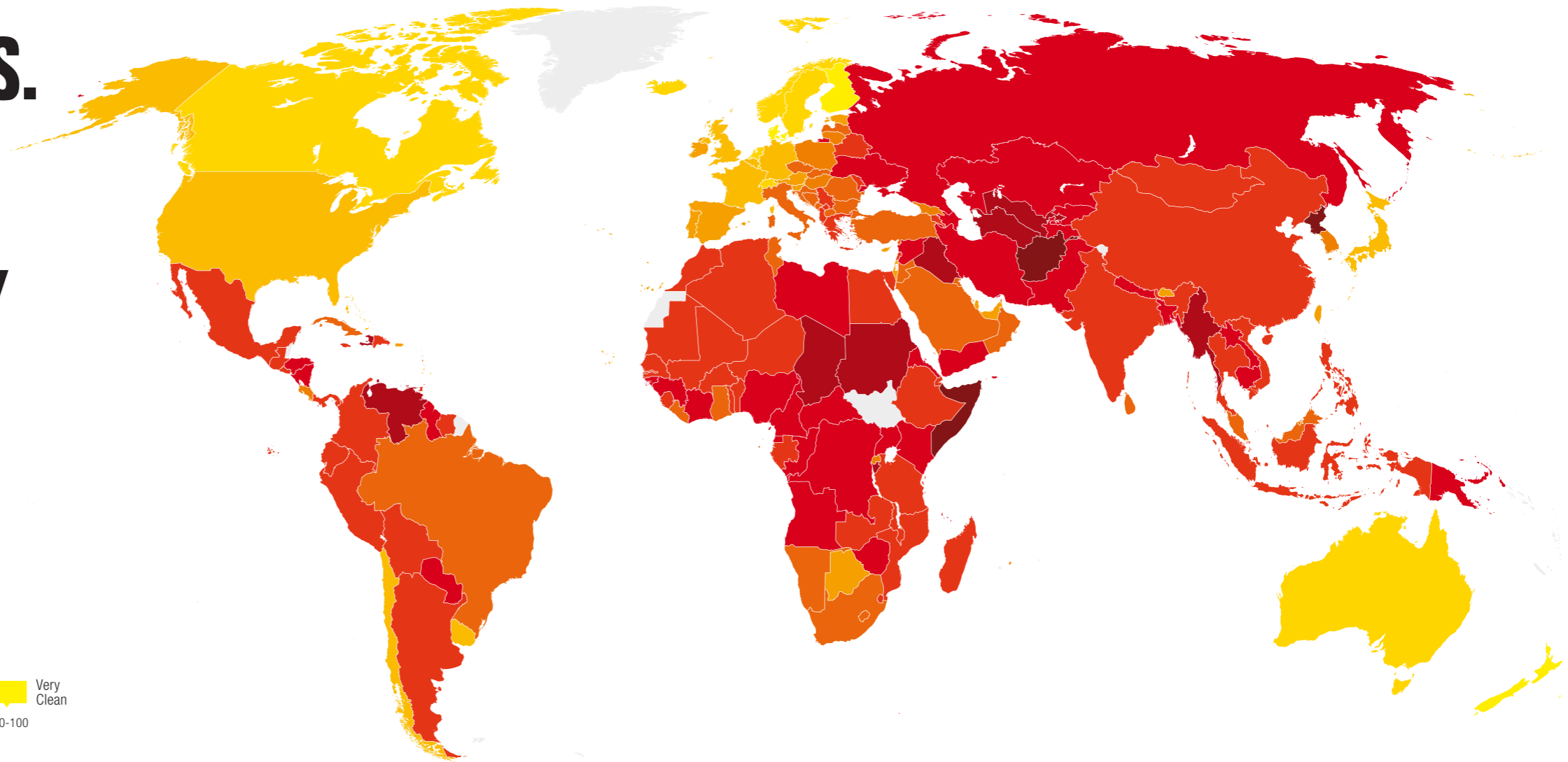
Design: Sophie Everett

© Cover photos (starting top-left clockwise): istockphoto.com/Blurra, istockphoto.com/drx, istockphoto.com/thelinke, Flickr/Jonathon Rashad

Every effort has been made to verify the accuracy of the information contained in this report. All information was believed to be correct as of December 2012. Nevertheless, Transparency International cannot accept responsibility for the consequences of its use for other purposes or in other contexts.

176 COUNTRIES. 176 SCORES. HOW DOES YOUR COUNTRY MEASURE UP?

The perceived levels of public sector corruption in 176 countries/territories around the world.



RANK	COUNTRY/TERRITORY	SCORE
1	Denmark	90
1	Finland	90
1	New Zealand	90
4	Sweden	88
5	Singapore	87
6	Switzerland	86
7	Australia	85
7	Norway	85
9	Canada	84
9	Netherlands	84
11	Iceland	82
12	Luxembourg	80
13	Germany	79
14	Hong Kong	77
15	Barbados	76
16	Belgium	75
17	Japan	74
17	United Kingdom	74
19	United States	73
20	Chile	72
20	Uruguay	72
22	Bahamas	71
22	France	71

22	Saint Lucia	71
25	Austria	69
25	Ireland	69
27	Qatar	68
27	United Arab Emirates	68
29	Cyprus	66
30	Botswana	65
30	Spain	65
32	Estonia	64
33	Bhutan	63
33	Portugal	63
33	Puerto Rico	63
36	Saint Vincent and the Grenadines	62
37	Slovenia	61
37	Taiwan	61
39	Cape Verde	60
39	Israel	60
41	Dominica	58
41	Poland	58
43	Malta	57
43	Mauritius	57
45	Korea (South)	56
46	Brunei	55

RANK	COUNTRY/TERRITORY	SCORE
46	Hungary	55
48	Costa Rica	54
48	Lithuania	54
50	Rwanda	53
51	Georgia	52
51	Seychelles	52
53	Bahrain	51
54	Czech Republic	49
54	Latvia	49
54	Malaysia	49
54	Turkey	49
58	Cuba	48
58	Jordan	48
58	Namibia	48
61	Oman	47
62	Croatia	46
62	Slovakia	46
64	Ghana	45
64	Lesotho	45
66	Kuwait	44
66	Romania	44
66	Saudi Arabia	44
69	Brazil	43

69	FYR Macedonia	43
69	South Africa	43
72	Bosnia and Herzegovina	42
72	Italy	42
72	Sao Tome and Principe	42
75	Bulgaria	41
75	Liberia	41
75	Montenegro	41
75	Tunisia	41
79	Sri Lanka	40
80	China	39
80	Serbia	39
80	Trinidad and Tobago	39
83	Burkina Faso	38
83	El Salvador	38
83	Jamaica	38
83	Panama	38
83	Peru	38
88	Malawi	37
88	Morocco	37
88	Suriname	37
88	Swaziland	37


RANK	COUNTRY/TERRITORY	SCORE
88	Thailand	37
88	Zambia	37
94	Benin	36
94	Colombia	36
94	Djibouti	36
94	Greece	36
94	India	36
94	Moldova	36
94	Mongolia	36
94	Senegal	36
102	Argentina	35
102	Gabon	35
102	Tanzania	35
105	Algeria	34
105	Armenia	34
105	Bolivia	34
105	Gambia	34
105	Kosovo	34
105	Mali	34
105	Mexico	34
105	Philippines	34
113	Albania	33
113	Ethiopia	33

113	Guatemala	33
113	Niger	33
113	Timor-Leste	33
118	Dominican Republic	32
118	Ecuador	32
118	Egypt	32
118	Indonesia	32
118	Madagascar	32
123	Belarus	31
123	Mauritania	31
123	Mozambique	31
123	Sierra Leone	31
123	Vietnam	31
128	Lebanon	30
128	Togo	30
130	Côte d'Ivoire	29
130	Nicaragua	29
130	Uganda	29
133	Comoros	28
133	Guyana	28
133	Honduras	28
133	Iran	28
133	Kazakhstan	28

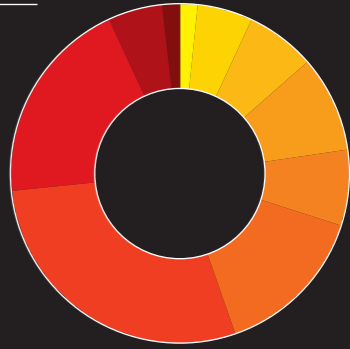
RANK	COUNTRY/TERRITORY	SCORE
133	Russia	28
139	Azerbaijan	27
139	Kenya	27
139	Nepal	27
139	Nigeria	27
139	Pakistan	27
144	Bangladesh	26
144	Cameroon	26
144	Central African Republic	26
144	Congo Republic	26
144	Syria	26
144	Ukraine	26
150	Eritrea	25
150	Guinea-Bissau	25
150	Papua New Guinea	25
150	Paraguay	25
154	Guinea	24
154	Kyrgyzstan	24
156	Yemen	23
157	Angola	22
157	Cambodia	22

157	Tajikistan	22
160	Democratic Republic of the Congo	21
160	Laos	21
160	Libya	21
163	Equatorial Guinea	20
163	Zimbabwe	20
165	Burundi	19
165	Chad	19
165	Haiti	19
165	Venezuela	19
169	Iraq	18
170	Turkmenistan	17
170	Uzbekistan	17
172	Myanmar	15
173	Sudan	13
174	Afghanistan	8
174	Korea (North)	8
174	Somalia	8

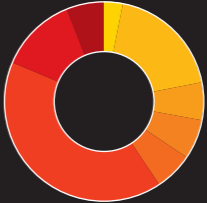
VISUALISING THE DATA.



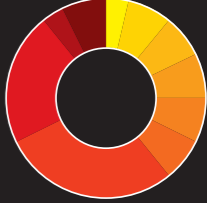
GLOBAL
70% of countries score less than 50 out of 100.
43 is the average score worldwide.



AMERICAS
66% score below 50
Top: Canada
Bottom: Haiti, Venezuela



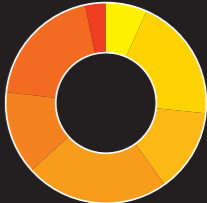
ASIA PACIFIC
68% score below 50
Top: New Zealand
Bottom: Afghanistan, Korea (North)



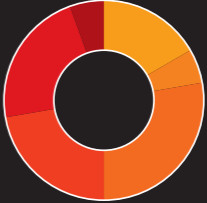
EASTERN EUROPE & CENTRAL ASIA
95% score below 50
Top: Georgia
Bottom: Turkmenistan, Uzbekistan



EU & WESTERN EUROPE
23% score below 50
Top: Denmark, Finland
Bottom: Greece



MIDDLE EAST & NORTH AFRICA
78% score below 50
Top: Qatar, United Arab Emirates
Bottom: Iraq



SUB-SAHARAN AFRICA
90% score below 50
Top: Botswana
Bottom: Somalia

